



PRIDE
GYMNASTICS ACADEMY

PRESCHOOL LESSON PLANS

WARM UP

Have the kids choose a square.

Warmup: 8 minutes (do everything with them)

Stretch: 4 minutes (everything for 10 counts)

- Have each child stand on their square and watch as you demonstrate the stations on all floors.
- Place each child at a station to begin.

PRESCHOOL WARM-UP

1. Run in place (30 sec)
2. Straight jumps (30 sec)
3. March in place (30 sec)
4. Toe Raises (10)
5. Shoulder taps (30 sec)
6. Mountain climbers (30 sec)
7. Stretch wrists (wave at knees/fingers)
8. Jumping jacks (10 jumps)
9. Balance on each foot (10 seconds each)

REPEAT

PRESCHOOL STRETCH

1. Arm circles
2. Criss cross arms
3. Trunk twist side to side
4. Feet together, legs straight, reach to toes
5. Straddle (left, right, middle)
6. Butterfly (each pick a color)
7. Stretch down
8. Straddle sit (left, right, middle)
9. Pike sit, grab toes
10. Table top

HOLD EACH ~ 10 seconds

PARENT + CHILD “HOW TO”

- Start class with a 8-10 minutes of open play to explore.
- Quick stretch (count to 5)
 - Arm circles
 - Criss cross arms
 - Feet together, legs straight, reach to toes
 - Standing straddle (left, right, middle)
 - Butterfly (each pick a color)
 - Sitting straddle (left, right, middle)
 - Pike, reach to toes
 - Tabletop
- Explain the station & demonstrate like you would for a preschool class.
- Show the parents how to spot their child on things like rolls, bear crawl, cartwheel, etc.
- Explain to parents that they need to do their best to keep their child on the correct floor to avoid being distractions to the other class.
- Guide through trampoline stations; if needed, being up on the tumble track or in the pit to help them get in and out. Teach them to climb to the wall to get out of the pit.
- **The goal of parent + child is to learn how to be in a structured class and prepare them for the preschool class on their own.**

ROTATION TIMES

Warm Up	9:00	10:00	11:00	4:30	5:30	6:30
Stretch/Open Play	9:08	10:08	11:08	4:38	5:38	6:38
Floor 1	9:12	10:12	11:12	4:42	5:42	6:42
Floor 2	9:22	10:22	11:22	4:52	5:52	6:52
Water Break	9:32	10:32	11:32	5:02	6:02	7:02
Floor 3	9:34	10:34	11:34	5:04	6:04	7:04
Stamps	9:44	10:44	11:44	5:14	6:14	7:14

***Every child receives 2 stamps! You may reward extra, but do not take away.**

*****You may go to the trampoline if it is available in place of the Tumble Track floor
Work on basic jumps**

- **Straight, tuck, straddle, split, seat drop, knee drop**

PRESCHOOL BASICS

What to know before moving to Rec:

Floor

- Which foot is their “favorite”
- How to start a cartwheel & handstand → lunge
- How to start & finish a forward roll
- Vault→ run, jump with two feet and freeze

Trampoline

- Straight jump
- Tuck jump
- Straddle jump
- Split jump
- Seat drop
- Freeze

Bars

- Front support
- Cast
- Chin up pull over concept
- Forward roll
- Glide swing with barrel

Parallel Bars/Rings

- Support hold
- Donut ears
- Tuck hold
- Bear crawls

Beam

- Hands on hips to learn to stabilize using core
- Releve
- Small kicks
- Sideways
- Bunny hops
- Bear crawl

Body positions

- Straddle
- Tuck
- Pike
- Releve (for girls)
- Lunge
- Passe

June: Hawaiian Luau

July: 4th of July

August: Dinosaurs

September: Fall*

October: Halloween

November: Candy land*

December: Holiday

January: Winter Wonderland

February: Valentine's


March: Spring*

April: Under the Sea

May: Showcase

*theme
weeks*

June - Weeks: 1 & 2




BLUE FLOOR:

Backward roll down wedge → handstand → ladder → hopscotch → tunnel → bear crawl on bars → rings

RED FLOOR: jump in and out of hoops → chin up pullover → color steps → step over hedgehogs → donkey kick or HS → tuck hold → glide swings



TUMBLE TRACK: Sideways bear crawl (hands on beam) or walks → forward roll on panel → turtles → beam (walks, hops, etc) → cartwheel




June- Weeks: 1 & 2



STAR ROOM: Balance across the stepping stones, chin up hold or chin up pullover, forward roll with feet together and arms up when standing, slide, hands on beam and feet hop to squeakers, sole hang on blue bar, run and straight jump up to pink mat

June - Weeks: 3 & 4 Super Hero




← BLUE FLOOR:

Balance on rocker mat → forward roll → handstand → superman hold → beam and tap hedgehogs → tunnel → spider crawl (crab walk) over bars → use super strength swing and knock down barrel (pow)

RED FLOOR →

Run, jump, and freeze in hoop → chin up pullover → climb across the ladder → jump on squeakers → forward roll on panel mat → Front support → forward roll down on bars



TUMBLE TRACK →

Hands on beam, hop feet in hoops → balance across stepping stones → bear crawl (over "fire") on beams → balance across ninja turtles → cartwheel → tumble track → 5 jumps on trampoline



June - Weeks: 3 & 4 Super Hero



Super Hero:

*Spidey hang on bar

*Hulk smash the blocks


*Crawl through the bat cave

*Cast hold with turtle back


STAR ROOM: Balance across rainbow steps → sole hang on bar* → donkey kick or handstand → slide* → foam pit → chin hold on bar → tunnel* → push up hold or push ups with hands on bar and feet on barrel* → straight jumps through the hoops

July - Weeks 1 & 2

Climb up ladder → run, jump, and freeze w/ springboard → balance across color steps → handstand (forward roll down) → balance across turtles → scale hold → turtles → cartwheel → straight/tuck jumps down tumble track → straddle jumps on trampoline



Backward roll (back handspring) → full turn/jump full turn → table (bridge) hold → hop on the squeakers → bear crawl (support swings) → tuck hold (inverted hand/skin the cat) on rings



Bear crawl → chin up pull over (back hip circle), forward roll → forward roll on panel → balance beam tap squeakers → donkey kick(handstand) → tuck hold on high bar (with chin up) → glide swings

July - Weeks 1 & 2



Color steps, cast hold for 3 seconds, forward roll around bar (or forward roll, chin up pull over), slide, sole hang or tuck hold, table or bridge hold (4 year olds only), backward roll down wedge, cartwheel

July - Week 3 & 4



Red Floor:

Backward walks down beam, chin up pull over, climb up the ladder, handstand, forward roll stand up with circle up (no hands by bottom), monkey walk, sole hang

Blue Floor:

Cartwheel, hands on green hop feet on squeakers, jump on fruit, full turn for girls (jump full turn for boys), bear crawl for girls (support walks or swings for boys), rings



Tumble Track:

Balance across stepping stones, passe walks (like a flamingo) on beam, passe steps on circles, forward roll hold circle and stand up with arms up, rainbow steps, backwards over rainbow - may change to barrel if you feel comfortable, climbing wall, change up jumps (tuck, straight, straddle, gallop)

July Weeks 3 & 4



Star Room: balance on turtles, chin up pull over or chin hold, cartwheel, slide, straight jump stick up, straight jump stick down, glide swings, vault (run, straight jump, stick) OR jump forward roll


August - Weeks 1 & 2



BLUE FLOOR:


Beam(*P+C-bunny hops, PS - lever or see saw), balance on turtles, handstand, forward releve walk & straight jump stick, one foot on each circle, tunnel, bear crawl, tuck or "L" hold on rings

RED FLOOR: Balance on stepping stones, chin up pull over (chin up hold if needed for P+C), stand & roll to squish pizza hands on mat and stand, ladder, climbing wall *can skip, hop on squeakers, chin up hold in tuck or "L", sit on pink mat & lift toes with block up to bar hold for 3



TUMBLE TRACK:

Straight jumps in hoops, forward roll hold noodle, balance across blue beam, hopscotch, point and step on rainbow steps, cartwheel, climbing wall, gallop down the tumbl trak, straight jumps on trampoline



August - Weeks 1 & 2



STAR ROOM:


Chasse (gallop) with favorite foot in front, chin up hold or pull over, straight jump up & straight jump stick down, slide, lever (start in lunge w/ arms by ears, reach down to floor lifting back leg straight, stand back up in lunge w/ arms up), hold on to bar w/ feet together and straight legs - alternating leg lifts (toe up) on bar, forward releve walks on beam & forward roll at the end

August - Weeks 3 & 4



← **BLUE FLOOR:** Lay on rocker mat and rock to forward roll down wedge, cartwheel, climb up ladder, table or bridge on carpet, crawl through the tunnel, bear crawl across P bars, swings on rings

RED FLOOR →
Walks across rainbow steps, hop on squeakers, bear crawl on beams, walks across beam, forward roll on panel, tuck hold on high bar, glide swings



TUMBLE TRACK →

Butterfly hands on beam, hop feet to numbers, balance across stepping stones, jump and freeze, step on dots, step over hedgehogs on beam, handstand, stepping stones, cartwheel, stepping stones, backwards roll, climb up wall, jumps down tumble track, 5 jumps on trampoline, climb down



August - Weeks 3 & 4




STAR ROOM: Walks across turtles, chin up pull over, cartwheel or donkey kick, chin up hold on blue bar, foam pit, bear crawl across blue beams, crawl through the tunnel, climb up and down the slide

September - Weeks 1 & 2



STAR ROOM: Balance across blue beam, chin up pull over, follow the turtles, slide, foam pit, walk across the rainbow steps, crawl through the tunnel, straddle jump in hoop, sole hang on blue bar

September - Weeks 3 & 4




TUMBLE TRACK: Run through hoops, straight jump up → climb backwards down ladder → follow circles → walks down beam → stepping stones → backwards roll → jumps down tumble track → 5 bounces on trampoline

BLUE FLOOR: Backwards over rainbow mat → forward roll → hops over hedgehogs → handstand → tunnel → sideways bear crawl on bars (hands tall) → swings on rings



RED FLOOR: Bear crawl on beams → chin up hold or pull over → donkey kick or handstand → hands on beam and hop feet on squeakers → table or bridge hold → tuck hold or monkey walks down and back → front support hold or forward roll down on low bar



September - Weeks 3 & 4



STAR ROOM: Cartwheel → 3 pull ups with feet on green barrel OR chin up pull over → straddle jump in hoop → walks down beam → foam pit → slide → crawl through the tunnel → chin hold or sole hang on blue bar → follow the turtles

October - Weeks 1 & 2




← RED FLOOR:

Hop and turn on fruit → chin up pull over → forward roll → balance across stepping stones → feet on beam, hop apart to straddle in hoops → monkey walks down and back → glide swings

BLUE FLOOR: →

Hopscotch → cartwheel → handstand → crab walk forward or sideways on beams → tunnel → monkey walks down P bars → tuck hold on rings



TUMBLE TRACK:

Climb up ladder → jump and freeze on squeaker → hop on squeakers (OR backward roll down) → cartwheel → walks on beam → backward roll down wedge → climb up → jumps down track → 5 jumps on trampoline → climb down

October - Weeks 1 & 2



STAR ROOM:

Sole hang on bar → pull ups on bar → table or bridge (4 year olds) hold → run and jump into the foam pit → slide → tunnel → straddle jump in hoop → backward over the rainbow mat

October: Weeks 3 & 4




← BLUE FLOOR:

Backward roll down wedge, step on turtles, jump and turn on the fruit, backwards on balance beam, full turn (princess turn) in hoop/jump full turn for boys, tunnel, sideways bear crawl on bars, and tuck (or pike) hold on rings


RED FLOOR: →

Step over hedgehogs, chin up pull over, color steps, handstand, wait for turn in circles or hops, climbing wall, handstand, tuck hold on high bar



TUMBLE TRACK:

Climb up the ladder, follow dots, step down to hopscotch, follow the sensory circles, kicks forward on beam, step on the turtles, forward (or backward roll) on panel mat, hop on squeakers, cartwheel, jumps down tumble trak, 5 jumps on trampolines, and climb down wall



October: Weeks 3 & 4



STAR ROOM:


Sideways walks on beam, chin up pull over (pass to 3 casts - mermaid kicks - back hip circle), sideways bear crawl, slide, stand on red dot - forward roll (rainbow mat so they don't hit the wall), straight jump down to springboard, straight jump up (or squat on - hands then feet)

October Week 5: Halloween



RED FLOOR: Walk around the spiders, chin up pull over, crawl through the bat cave, balance across the stepping stones, handstand (or cartwheel), monkey walk down and back on high bar, glide swings on low bar

BLUE FLOOR: Run and jump up to mat, balance across the turtles, forward roll w/ hands on pumpkins, hopscotch, crawl through the tunnel, bear crawl on P bars, swings on the rings



TUMBLE TRACK: Climb up the ladder, step over the pumpkins, hop on the squeakers over the bats, handstand, walk across the rainbow steps, cartwheel, climbing wall up, jumps down tumble track, 5 jumps on trampoline, climbing wall down

October Week 5: Halloween




Bear crawl on beam, straight jump up to the hoop, slide, handstand or donkey kick, bat hang on bar and fall to back, forward roll w/ hands on pumpkins, crawl through the tunnel, glide swings on blue bar

November: Weeks 1 & 2




RED FLOOR: Walks across beam, chin up pull over, climb over ladder, sideways on beam, cartwheel, monkey walk down and back, glide swings

BLUE FLOOR: Run and jump up to mat, balance across turtles, forward roll, hopscotch, tunnel, bear crawl on P bars, swings on rings



TUMBLE TRACK: Push up walks sideways with hands on beam, stepping stones, bear crawl on blue beams, handstand, hop on squeakers, backwards over rainbow mat, climbing wall up, jumps down tumble track, jumps on trampoline, climbing wall down




November: Weeks 1 & 2




STAR ROOM: Forward roll on panel mat, straddle jump in hoop, slide, cartwheel, sole hang and fall into pit, bear crawl or crab walk on beams, crawl through the tunnel, glide swings on blue bar

November - Weeks 3 & 4: Candyland




← **BLUE FLOOR:** Back bridge (SPOT) OR tunnel → color steps → handstand → bear crawl → color rocks → hands on high bar, feet on low bar, sideways crawl → rings

→ **RED FLOOR:** beam, step & touch hedgehogs → bar (chinup pullover or chinups) → cartwheel → ladder → forward roll → glide swings → hang and freeze



TUMBLE TRACK: hop & stop on squeakers → vault (run, jump, freeze) → tunnel → color rocks → cartwheel



November - Weeks 3 & 4: Candyland

STAR ROOM→

Hopscotch → straddle jump in hoop → forward roll on panel mat → squat on or box jump up to the pink panel mat → sole hang and fall to back on bars with foam pit → slide → crawl through the tunnel → chin hold or chin up pull over on blue bars



December Weeks 1 & 2



← BLUE FLOOR

Backward roll →
handstand → table or
bridge hold → sideways
bear crawl → stepping
stones → bear crawl on
P bars → swings on
rings


RED FLOOR →

Hands on beam, hop feet
to squeakers → chin up
pull over → cartwheel →
tunnel → forward roll →
monkey walks down and
back → glide swings



TUMBLE TRACK →

Climb up the ladder →
hopscotch → balance across the
rainbow steps → walks down
beam → backwards over
rainbow mat → climbing wall up
→ jumps down → jumps on
trampoline → climb down



December Weeks 1 & 2

STAR ROOM: Forward roll, table or bridge hold, front support on bar, run and jump into foam pit, chin up hold on bar, crawl through the tunnel, slide



December - Weeks: 3 & 4 Holiday




← **BLUE FLOOR:** crawl up ladder → backwards over rainbow mat → straddle jump in hoop → balance beam → tunnel → bear crawl on P bars → swings on rings

RED FLOOR: → Color steps → chin up pull over → cartwheel → handstand → feet together on beam, straddle on squeakers → monkey walk down and back → glide swings



TUMBLE TRACK:

Purple beam (walk, releve, sideways, bunny hop, etc), vault (run, jump, freeze) → balance beam → forward roll on panel mat → follow circles → rock and roll to stand on wedge



Retal
Shedaha

December - Weeks 3 & 4: Holiday

STAR ROOM: Jump and turn on the fruit → 5 tuck/straddle/straight jumps on trampoline → chin hold or tuck hold on bar → slide into pit → balance across turtles → crawl through the tunnel → front support hold and forward roll down



January - Weeks 1 & 2




← TUMBLE TRACK:

Balance across stepping stones → releve walks on balance beam → follow sensory circles → forward roll on panel mat → handstand → hopscotch → cartwheel → climbing wall → jumps down tumble track → 5 jumps on trampoline → climb down



← RED FLOOR: Jump and turn on the fruit → chin up pull over → backward roll → balance beam → climb up the ladder → monkey walks down and back → 3 glide swings

→ BLUE FLOOR: Cartwheel → hop on squeakers → hands down and walk around rainbow mat → straddle jump → walks down beam → tunnel → bear crawl → swings on rings



January - Weeks 1 & 2



STAR ROOM:

Walk across color steps → sole hang or tuck hold → donkey kick → slide → sideways bear crawl on balance beams → crawl through the tunnel → 5 jumps on trampoline (straight, tuck, straddle) → forward roll around bar to panel mat with feet together and legs straight

January - Weeks 3 & 4: Winter Wonderland




← **BLUE FLOOR:** snowflake straddle roll → color tiles → beam (grab 1 “snowballs”, step over the snowflakes and drop them in hoop) → handstand → hands on green, feet on carpet sideways → tunnel → bear crawl → rings → **RED FLOOR:** Releve walks on beam and FREEZE on snowflake → chin up pullover or chin ups → color rocks → roll snowball along wall and into hoop → donkey kick or handstand DON'T knock over the ice cubes → tuck hold like a snowball drop and freeze → glide swings



TUMBLETRACK:

Climb up the ladder over the snowflakes → bear crawl forward → hop on the snowflakes → crawl through the tunnel → snowflake straddle jump → balance across the color steps → backward roll down wedge → climbing wall → straddle jumps down → jumps on trampoline → climb down



January - Weeks 3 & 4: Winter Wonderland



STAR ROOM:

Straight jump and freeze on snow flakes (no run) → forward roll around bar → 5 snowflake straddle jumps → build a snowman with pit blocks, then slide down the slide → sole hang like an icicle → crawl through the tunnel → table or bridge hold over the snowflake → cartwheel (make a rainbow with feet like the snowflakes on the wall)

February - Weeks 1 & 2: Valentine's




← BLUE FLOOR:

Rock n roll (or tunnel & forward roll) → color rocks → hands on beam, butterfly hands, hop feet over → tunnel → tuck holds across P bars → rings

→ RED FLOOR:

Sideways bear crawl → bar (CHIN UP PULLOVER OR CHIN HOLD) → forward roll → vault → color steps → glide swings



TUMBLETRACK:

Crawl up the ladder → jump on squeakers → beam → handstand → open close on beam (straddle, jump back on beam) → cartwheel




February - Weeks 1 & 2: Valentine's



STAR ROOM:

Lever - one foot in each hoop reach down and stand back up in lunge, chin up pull over, cartwheel, slide, staddle hang, tunnel, table OR bridge - lift each leg, forward roll on line

February - Weeks 3 & 4



BLUE FLOOR:


Backwards roll → hop in the hoops, straddle on with springboard and pink mat, jump and turn on the fruit, roll back to pizza hands and stand, tunnel, bear crawl on bars, swings rings

RED FLOOR:

Sideways across beam, chin up pull over or chin hold, crawl under tunnel, handstand or donkey kick, butterfly hands and hop to squeakers, frog jumps on green line, tuck hold on high bar, sole hang on low bar

TUMBLE TRACK:

Balance across the blue beam, climb backwards down the ladder, step on the turtles, backward or forward roll down wedge, hop on circles, cartwheel over panel mat, climb up, jumps down tumble track (coaches choice), jumps on trampoline (coaches choice), climb down




March - Weeks 1 & 2


RED FLOOR: bear crawl forward, chin up pull over, sideways bear crawl (feet on green), climb the ladder, climbing wall, handstand or donkey kick, tuck hold on high bar with block, sole hang



TUMBLE TRACK: hopscotch, run on blue circles, one foot to two feet straight jump up, hop on the squeakers, handstand, balance across the color steps, forward roll (arms up to start, arms up when land - not by bottom)



BLUE FLOOR: backwards over the rainbow mat, balance across the turtles, straddle jump in circle, hop-hop-hop forward roll down wedge, table top or bridge hold, crawl through the tunnel, tuck holds over P bars, tuck swings on rings



March - Weeks 1 & 2




STAR ROOM: feet on beam, straddle in hoops, chin up pull over, cartwheel - favorite foot on arrow and land one foot in each circle, slide, straddle hang on blue bar, crawl through the tunnel, step on sensory circles, forward roll land in straddle on panel mat


March - Weeks 3 & 4: Spring

Red Floor:

Walk on the beam and step around the hedgehogs, chin up pull over, forward or backward roll, hopscotch, climb up the ladder, tuck hold on high bar, glide swings with barrell



Blue floor: cartwheel, hop on squeakers straddle jump off panel mat into circle, sideways bear crawl over the bumble bees, table top or bridge hold, crawl through tunnel, sideways bear crawl on P bars, tuck hold on rings



Tumble track: Run and jump up to red, forward roll, balance across the color steps, handstand, walk on the beam and water the flowers - lift one leg to arabesque, handstand, tumble track


March - Weeks 3 & 4: Spring




Balance across turtles, forward roll on bar onto panel mat, stand in hoop & forward roll *START WITH ARMS UP* on panel, slide, sole hang on bar with straight legs, crawl through the tunnel, backwards over rainbow *crawl under tunnel for Parent & Child*, straddle hold w/ straight legs & hands on red square

April/May Showcase

Red Floor: Apart in circles, together on beam - chin up pull over - forward roll - sideways on beam - straddle hold - table top or bridge - tuck hold on high bar - sole hang on low bar



Blue Floor: cartwheel - hope on squeakers - lever/donkey kick/handstand - straddle jump in hoop - forward on balance beam in releve - crawl through tunnel - tuck holds on P bars - tuck or pike hold on rings



Tumble Track: Climb up ladder → run, jump, and freeze w/ springboard → balance across color steps → handstand (forward roll down) → balance across turtles → scale hold → turtles → cartwheel → straight/tuck jumps down tumble track → straddle jumps on trampoline




April: Weeks 1 & 2




Walks on balance beam (coaches choice) - chin up pull over OR forward roll down - forward roll panel mat - slide - sole hang - crawl through the tunnel - slide down OR backwards over rainbow mat

June - Weeks 1 & 2


BLUE FLOOR: Cartwheel, straddle jump, jump and turn on the fruit, handstand, forward releve walks or kicks on beam, tunnel, bear crawl on P bars, swings on rings



RED FLOOR: Hop on the squeakers over the rainbow, chin up pull over, forward roll, backwards on the laser beam, handstand, monkey walk down and back, glide swings



Tumble track: Stepping stones, sideways on balance beam, sensory circles, hopscotch, climb up the ladder, backward roll, climb up, tumble track, 5 bounces on trampoline, climb down



June - Weeks 1 & 2



STAR ROOM: Run and jump up to mat, cast (push up) hold, forward roll around bar, slide into foam pit, sole hang or tuck hold on bar, crawl through the tunnel, lunge hold - one foot in each circle w/ front leg bent and back leg straight with block above head with straight arms, cartwheel

EXTRA SPRING

RED FLOOR: Run, jump, and freeze → chin up hold or pullover → forward (or backward) roll, hop on the squeakers → releve walks on balance beam → tuck hold on high bar → 3 glide swings with barrel




BLUE FLOOR:

Cartwheel → forward roll → cast hold for 3 sec → gallop between the beams → tunnel → sideways bear crawl → swings on rings



TUMBLE TRACK:

Climb up ladder → step over the hedgehogs → stepping stones → handstand → color steps → cartwheel → tumble track




EXTRA SPRING



STAR ROOM: Hopscotch, forward roll around bar, donkey kick or handstand, slide, sole hang on blue bar, crawl through the tunnel, walks on balance beam


EXTRA

BLUE FLOOR: rock n roll- SPOTTING STATION, bear crawl, butterfly hops, tunnel, bear crawl, rings



TUMBLE TRACK: beam → fruit mat → follow blue → forward roll (smiley face, feet on eyes, hands on mouth) → beam → squeakers → cartwheel

RED FLOOR: walk on blue beam → SPOTTED BAR → follow color steps → vault → sideways bear crawl on beams → use feet to throw block through hoop




EXTRA



BLUE FLOOR: donkey kick
forward roll → tunnel →
sideways bear crawl → balance
on color steps → bear crawl
over sea creatures → swing on
rings,

RED FLOOR: step & touch
hedgehogs → chin up pullover
SPOTTED or chin up hold →,
under rainbow → balance on
steps → keep beach ball out of
the water (roll along the wall) →
hang & freeze → stack blocks
with feet



TUMBLE TRACK: balance rocks →
backward crawl down the ladder (spot
this instead of the cartwheel if needed)
→ hop on squeakers over flowers →
cartwheel




EXTRA



← **RED FLOOR:** Step over hedge hogs on beam → chin up pull over → hopscotch → hands on beam hop feet on squeakers → cartwheel → glide swings

BLUE FLOOR → backward roll down wedge → cartwheel → handstand against wedge → sideways across balance beam → tunnel → bear crawl across bars → swings on rings



← **TUMBLE TRACK:** Run, jump up → climb down ladder → balance across stepping stones → princess turn **or** jump 1/1 turn in hoop → stepping stones → cartwheel → hop on one foot → bridge over mat

EXTRA



BLUE FLOOR:
cartwheel → blue snake → rainbow mat (slide, tunnel or back bridge) → color steps → tunnel → step or tuck hold over blocks → swing on rings

RED FLOOR: jump & turn on the fruit → chin up pullover OR chin holds → forward or backward roll → handstand → climb up the ladder → hang & freeze → glide swings




TUMBLE TRACK: step over the horses → walk around the “fireworks” → balance rocks → follow blue snake → squeakers

EXTRA




BLUE FLOOR: Crawl under the rainbow → forward roll OR backward roll → beam (sideways, kicks, releve, bunny hops, walk) → butterfly hands and hop on squeakers over the beam → bear crawl → rings

RED FLOOR: Color steps → chin up pullover → feet on green, hands on floor, and sideways over the colors → sideways on the beam tap hedgehogs with toes → tunnel → hang for 10 sec, drop, and freeze → glide swings



TUMBLE TRACK: purple beam (sideways, kicks, releve, bunny hops, walk) → balance rocks → handstand → jump & freeze on black lines → cartwheel

EXTRA Superhero




← **BLUE FLOOR:**
Rock n roll → handstand
→ beam, step & touch
hedgehogs → color
steps → bear crawl →
swing & freeze


RED FLOOR →
Vault (run, jump &
freeze) → rescue the
animals from the fire
(grab and animal, crawl
through tunnel & place in
hoop → ladder →
squeakers → cartwheel
→ glide swings → hang
& freeze



TUMBLETRACK →
Beam (walk, releve, bunny hops) → color rocks
→ sideways bear crawl over the "fire" → color
rocks → cartwheel





EXTRA SET UP



BLUE FLOOR:

Rock n roll OR rainbow mat & forward roll → jump to two feet → follow the blue → jump & turn on fruit → tunnel → follow sensory circles → hands on high bar → feet on low bar → rings

RED FLOOR: Hands on one beam, feet on the other → chin up pullover OR chin hold → squeakers → hands on floor, feet on squeakers → beam & touch hedgehogs




TUMBLE TRACK: crawl up the ladder → push parrellette around the blue tape → follow the blue → butterfly hops OR step and touch numbers → follow picture cards → cartwheel

EXTRA SET UP



← **BLUE FLOOR:**
Balance on the color steps → beam → cartwheel → tunnel → vault (run, jump, freeze) → monkey walk sideways (hands on high bar, feet on low bar) → swing on rope

RED FLOOR: Crawl across ladder → chin up pullover OR chin up holds → beam → hands on green beam, hop on squeakers sideways → wobbly mat → hang for 5-10 seconds and freeze → glide swing



TUMBLETRACK:

Run through the hoops → handstand → beam (releve, bunny hop, kick, walk, etc) → balance rocks → rainbow mat (backbend, cartwheel)



EXTRA



← **BLUE FLOOR**
Donkey kicks →
cartwheel → dive
roll → grab 3 bean
bags & drop them
into the hoops →
tunnel → support
hold over the
hedgehogs → swing
on rope

RED FLOOR →
Balance rocks →
chin up pullover →
hopscotch → roll
ball along wall, walk
on beam & shoot
basketball →
cartwheel → stack
blocks w/ feet →
hang & freeze

TUMBLE TRACK: Crawl up the ladder → sit down on
arrows & follow color steps → butterfly hands on beam
with feet on squeakers, jump over beam → follow color
rocks → back bridge (SPOT) or tunnel



EXTRA



Balance across green balance beam → stepping stones → slide → glide swings → handstand against orange wedge → climb up and over → chin up pull over on blue bar → foam pit → walk across wavy blue beams → hop on favorite foot through hoops → bounce house


EXTRA Set up

RED FLOOR: Vault (run, jump & freeze) → rescue the animals from the fire (grab and animal, crawl through tunnel & place in hoop) → ladder → squeakers → climb the “web” like Spiderman → glide swings → hang & freeze



BLUE FLOOR:

Rock n roll → handstand → beam, step & touch hedgehogs → color steps → bear crawl → swing & freeze



TUMBLE TRACK:

Beam (walk, releve, bunny hops) → color rocks → sideways bear crawl over the “fire” → color rocks → cartwheel




EXTRA



← **BLUE FLOOR:** Roll → donkey kicks → balance beam → tunnel → balance on color steps → handstand → feet on small bar, hands on high bar: monkey walk → rings: pick leaves up with feet


RED FLOOR → Beam: step and touch hedgehogs → bar (chin up pullover or pullups) → cartwheel → hands on green, feet on squeakers, hop feet up to wall and back down → vault (straddle on) → hang, drop & freeze → pick up leaves with feet



TUMBLETRACK: Crawl up the ladder → jump and freeze on panel mat → backward roll (SPOT) lay back on pumpkins, head off the mat → color rocks → step over pumpkins → cartwheel



EXTRA



← **BLUE FLOOR:**

Color steps →
cartwheel →
handstand → ladder
(either crawl
backwards or forward)
→ steps → hands on
high bar, feet on low
bar (hanging) → rings

→ **RED FLOOR:**

Tunnel → bar (chin
hold or chin up
pullover) → crawl
under tunnel →
sideways bear crawl
→ forward roll → glide
swing → hang &
freeze



TUMBLE TRACK:

Balance rocks → vault (run, jump,
freeze) → beam (step & touch
hedgehogs) → jump and freeze on
squeakers → cartwheel



EXTRA



GREEN FLOOR: Hop through the hoops → balance on color blocks → slide → sideways bear crawl over blue beams → balance rocks

PURPLE FLOOR: Step up, slide down → chin up pull over → foam pit → balance on the turtles → crawl through the tunnel → sideways on the balance beam